



ENGINEERING THE PERFECT EXTRACTION.

BREWLYN PRECISION MEETS POISE

Professional Espresso Solutions for Hotels,
Cafes, and Commercial Spaces.



SHIPPING AVAILABILITY: SHIPPING IS CURRENTLY AVAILABLE ONLY TO USA, UAE, AND INDIA.

BREWLYN

PRECISION MEETS POISE


THE BREWLYN PHILOSOPHY



- **Precision Control:** Industry-leading PID and pressure management.
- **Sustainable Durability:** 100% Food-grade Stainless Steel construction.
- **Workflow Optimized:** Designed for high-volume environments with "Set & Forget" automation.

ADVANCED THERMAL STABILITY

(The Multi-Boiler Advantage)



BREWLYN
PRECISION MEETS POISE



- Food-Grade Stainless Steel Boilers: Lead-free and scale-resistant for purer taste and longer machine life.
- Independent Hot Water Boiler: Instant recovery for uninterrupted service during peak hours.
- PID Temperature Control: Set extraction between 30°C–98°C with micro-degree accuracy.
- Heat Exchange Group Heads: Steam-heated brewing heads ensure thermal stability from the first shot to the last.

PRECISION EXTRACTION & FLAVOR PROFILING

Flavor Profile vs. Pressure Level (Bar)



Traditional Espresso Profile

Illustrates extraction at the standard 9 Bar factory preset.



Sweet and Sour Profile

Represents extraction at lower pressure levels (<9 Bar), focusing on early acidity and subsequent sweetness.



Bitter Espresso Profile

Simulates extraction at higher pressure levels (>9 Bar), leading to increased bitterness.



sour degree



sweet degree



bitter

PRECISION EXTRACTION & FLAVOR PROFILING

BREWLYN
PRECISION MEETS POISE

- Manual Variable Pressure: Ergonomic paddle lever for "on-the-fly" pressure profiling.
- Auto Pre-Soaking: Fully adjustable pre-infusion and pause times to maximize crema and sweetness.
- Rotary Pump System: Procon 9-Bar pump for quiet, constant, and commercial-grade pressure.
- Flow Volumetrics: Program exact water dosage directly via the LED touch interface.



PROFESSIONAL STEAM & WORKFLOW

- **360° Steam Poles:** Dual high-volume steam wands for simultaneous use.
- **Adjustable Steam Pressure:** Tunable between 1.2–1.6 bar for the perfect micro-foam texture.
- **Intelligent Automation:** Programmable On/Off scheduling to match your store hours.
- **Triple Gauge Monitoring:** Real-time tracking of pump pressure, extraction pressure, and steam pressure.





COMPACT COMMERCIAL

Brewlyn Signature 1GR HX

Heat Exchanger Espresso Machine

PERFECT FOR

☕ Small cafés & kiosks

👤 Prosumer home setups

🚚 Coffee carts & mobile

☁️ Cloud kitchens

KEY FEATURES



Heat Exchanger System

Reliable commercial performance for consistent espresso extraction



Italian Components

Authentic Italian boilers & pumps for professional quality



Compact Footprint

54cm x 56cm x 45cm - Perfect for limited spaces



50-100 Cups Daily

Ideal capacity for startup café operations



Commercial Grade

Robust construction built for café service



DUAL BOILER EXCELLENCE

Brewlyn Signature 1GR PRO

Professional Dual Boiler System

PERFECT FOR

🏆 Serious home baristas

☕ Small specialty cafés

🔬 Roastery tasting labs

🌟 Quality-focused operations

KEY FEATURES



True Dual Boiler

Independent coffee + steam boilers for superior stability



Advanced PID Control

±0.5°C temperature precision for consistent extraction



Powerful Steam System

4L dedicated steam boiler with fast recovery



Temperature Stability

No temperature surfing - brew & steam simultaneously



Pressure Profiling







Optional manual control to unlock complex flavors

★ BEST VALUE

Brewlyn Signature 2GR PRO

Dual Boiler Multi-Group System

KEY FEATURES

-  **Dual Boiler System**
Independent boilers per group + dedicated steam
-  **Programmable Temperature**
Set different temps per group - perfect for multi-origin
-  **Pressure Profiling**
Manual lever control for complex flavor extraction
-  **Custom Branding**
Your café logo + choice of colors at base price
-  **Auto Power-Save**
Boilers switch off after reaching temp - 20-30% savings
-  **Italian Components**
Authentic Italian boilers & pumps

TECHNICAL SPECS

Boilers: Dual (Independent)

Control: Smart LED Touchscreen

Groups: 2

Portafilter: 58mm Commercial

PERFECT FOR:

Specialty cafés, high-volume operations, multi-origin brewing programs, roasteries









FLAGSHIP

Brewlyn Signature 2GR PRO X

Triple Boiler Multi-Group System

KEY FEATURES

-  **Triple Boiler System**
2 independent coffee boilers + 1 dedicated steam boiler
-  **Programmable Temperature**
Set different temps per group - perfect for multi-origin
-  **Pressure Profiling**
Manual lever control for complex flavor extraction
-  **Custom Branding**
Your café logo + choice of colors at base price
-  **Auto Power-Save**
Boilers switch off after reaching temp - 20-30% savings
-  **Italian Components**
Authentic Italian boilers & pumps

TECHNICAL SPECS

Boilers: Triple (2 Coffee + 1 Steam)

Groups: 2

Control: Smart LED Touchscreen

Portafilter: 58mm Commercial




PERFECT FOR:

Specialty cafés, high-volume operations, multi-origin brewing programs, roasteries




THE BREWLYN LINEUP

BREWLYN
PRECISION MEETS POISE

Feature	Signature	Forte	Maverick
Best For	High Volume / Specialty	Boutique / High-End	Multi-Group Versatility
	 A white espresso machine with a brown leather-like panel on the side and multiple group heads.	 A chrome espresso machine with two group heads and a drip tray.	 A black espresso machine with two group heads and a drip tray.

TECHNICAL SPECIFICATIONS

Type	Automatic Coffee Machine	Function	Touch Screen Display, Espresso coffee maker
Model Name	Signature	Control Mode	Automatic Control
Power	4500W	Pressure	9 Bars
Water Tank Capacity	2L + 6L	Application	Hotel, Commercial, Household
Housing Material	Stainless Steel	Power Source	Electric
Warranty	1 Year	Warranty Details	Free Spare Parts
 Complete color customization available		Waterproof Grade	IPX3
		Height of Boiling Head	164mm
		Machine Net Weight	70KG

BREWLYN
PRECISION MEETS POISE



SALES, SUPPORT & CONTACT

Get In Touch



www.brewlynhaus.com



sales@brewlynhaus.com



SHIPPING AVAILABILITY: SHIPPING IS CURRENTLY AVAILABLE ONLY TO USA, UAE, AND INDIA.



Your Style. Your Brew



BREWLYN
PRECISION MEETS POISE

